










FALL HOME MAINTENANCE CHECKLIST

Preparing your home for winter might seem like a chore, but it doesn't have to feel that way. Autumn is your last chance to take advantage of the moderate weather and get stuff done outside before the first frost sets in. Fall is also a good opportunity for another "spring cleaning", so you can enjoy a healthier indoor air quality and more brilliant-looking home throughout the winter.







EXTERIOR

-  Clean a clear pathway for your downspouts to drain away from the home and remove debris.
-  Remove all leaf debris from eavestroughs and window wells.
-  Check all exterior caulking and repair as necessary.
-  Clean all balcony/terrace and window ledge surfaces from summer debris.
-  Fertilize your lawn to prepare it for winter and rake up any leaf debris.
-  Lubricate hinges and locks.


INTERIOR

-  Check all silicone sealants around bathtubs, showers and sinks. Reseal if cracked or peeling.
-  Check all cabinet doors and drawer hinges for proper alignment. Tighten and adjust as necessary.
-  Temporarily remove area rugs and vacuum dust outlines to prevent flooring stain.







APPLIANCES

-  Clean dishwasher strainer, spray arms, and pump.
-  Check dishwasher drains and water connection for leaks.
-  Clean and replace your range hood filter.
-  Vacuum any dust from the compressor of your fridge and freezer.
-  Inspect your washer hose and dryer hook-up for any leaks.
-  Empty your central vacuum canister and clean filter (if applicable).






ELECTRICAL

-  Check all lighting fixtures (exterior and interior) for any burnt out bulbs and replace as necessary.

HEATING & VENTILATION

-  Clean and inspect bathroom exhaust fans from dust build up.
-  Inspect humidifier drain line for mineral deposit build up, as per the manufacturer's instructions (refer to your owner's manual).
-  Replace furnace filter. (Be sure to mark the date on the filter as a reminder for when to change it next.)
-  Cover your air conditioning unit in preparation for winter.
-  Have your furnace and ERV or HRV unit serviced by a licensed professional.
-  Clean laundry lint traps.

PLUMBING

-  Flush toilets and run water through sinks in any infrequently used bathrooms.
-  Ensure your sump pump is operating properly, and clean and drain any debris from the pit as necessary.
-  Clean out any sediment from your sink faucet aerators and spray nozzles.
-  Turn off your exterior water supply for winter safety. (Make sure you drain any water sitting in your exterior tap, then turn back to the closed position once the supply is turned off).
-  Replace ice filter in your freezer. Refer to manufacturer's instruction on frequency and how to replace it.