







# WINTER HOME MAINTENANCE CHECKLIST

Winter is when you really hope to chill out on any emergency home repairs. Whether you're having family and friends over to celebrate the season, or cocooning in over a deep freeze, the last thing you want is for something to go wrong around the home. So spend the time now, as the season just kicks in, to give your home all the love and care it deserves. We promise it will love you back.





## EXTERIOR

-  Clean a clear pathway for your downspouts to drain and not be blocked by snow.
-  Remove any ice build-up in the downspout.
-  Remove any ice build-up from the sump pump outlet.
-  Remove any ice build-up from any ventilation exhausts.
-  Lubricate hinges and locks.
-  Avoid using salt for melting ice and snow on concrete walkways, steps and porches.








## INTERIOR

-  Check the attic for signs of condensation. Ensure roof insulation is still evenly distributed.
-  Make sure you only step on the roof trusses for support, and not on a finished drywall ceiling.




## APPLIANCES

-  Clean dishwasher strainer, spray arms, and pump.
-  Check dishwasher drains and water connection for leaks.
-  Clean and replace your range hood filter.
-  Empty your central vacuum canister and clean filter (if applicable).
-  Inspect your washer hose and dryer hook-up for any leaks.








## ELECTRICAL

-  Check your smoke detector and carbon monoxide detection system to ensure they are both functioning properly. Hold the "Test" button down until the alarm sounds and replace batteries if necessary.






## HEATING & VENTILATION

-  Clean laundry lint traps.
-  Clean and inspect bathroom exhaust fans from dust build up.
-  Inspect humidifier drain line for mineral deposit build up, as per the manufacturer's instructions (refer to your owner's manual).
-  Replace furnace filter (be sure to mark the date on the filter as a reminder for when to change it next).
-  Check hygrometer for humidity levels and adjust humidifier for winter setting (levels should be between 35-55%)



## PLUMBING

-  Flush toilets and run water through sinks in any infrequently used bathrooms.
-  Ensure your sump pump is operating properly, and clean and drain any debris from the pit as necessary.
-  Clean out any sediment from your sink faucet aerators and spray nozzles.