




SUMMER HOME MAINTENANCE CHECKLIST

From watering your lawn and garden to simply relaxing outdoors and enjoying the warm weather, you're bound to be outside and may find a few things on your home's exterior that need fixing. Make sure not to forget about your interior systems, as you'll be using much of your home's infrastructure just as much over the summer months as other times of year.






EXTERIOR

-  Note any insect problems - contact pest control if necessary
-  Lubricate hinges and locks.
-  Water lawn frequently, especially during hot, dry summers. Refer to the sodding and maintenance resource list.










INTERIOR

-  Check all silicone sealants around bathtubs, showers and sinks. Reseal if cracked or peeling.
-  Check the attic for signs of any roof leaks. Ensure roof insulation is still evenly distributed.
-  Make sure you only step on the roof trusses for support, and not on a finished drywall ceiling.




APPLIANCES

-  Clean dishwasher strainer, spray arms, and pump.
-  Check dishwasher drains and water connection for leaks.
-  Clean and/or replace your range hood filter.
-  Vacuum any dust from the compressor of your fridge and freezer.
-  Inspect your washer hose and dryer hook-up for any leaks.
-  Empty your central vacuum canister and clean filter (if applicable).
-  If applicable, change fridge/freezer water filter. Refer to owner's manual for frequency.








ELECTRICAL

-  Check your smoke detector and carbon monoxide detection system to ensure they are both functioning properly. Hold the "Test" button down until the alarm sounds and replace batteries if necessary.






HEATING & VENTILATION

-  Clean laundry lint traps.
-  Clean and inspect bathroom exhaust fans from dust build up.
-  Inspect humidifier drain line for mineral deposit build up, as per the manufacturer's instructions (refer to your owner's manual).
-  Replace furnace filter. (Be sure to mark the date on the filter as a reminder for when to change it next.)
-  Check hygrometer for humidity levels and adjust your humidifier's humidity control for summer weather, as necessary (levels should be between 35-55%).



PLUMBING

-  Flush toilets and run water through sinks in any infrequently used bathrooms.
-  Ensure your sump pump is operating properly, and clean and drain any debris from the pit as necessary.
-  Clean out any sediment from your sink faucet aerators and spray nozzles.